

# Adding LiveFromYou® to Your Facebook® Profile

LiveFromYou is a mobile and web product from GoTV that enables you to share the stories of your life in pictures, videos and words with friends and family on your Facebook page.

LiveFromYou is the personal social media product that automatically organizes your pictures, videos, and other media for easy and instant sharing on your social network page.

LiveFromYou organizes your media, whether it is currently present on your Facebook page or ready to upload from its current location on your desktop PC, digital camera or mobile phone. Your media is automatically presented in chronological order individually or grouped in albums on the innovative and easily scanned LiveFromYou timeline. When geo-code data is present, the media items or albums are also viewable on a map. Your friends and family can share your life experiences in pictures, videos, text and audio when and where they occurred.

LiveFromYou also provides security and privacy benefits by sharing your media only with the friends you allow to see your social network page.

## **I. Adding the *LiveFromYou* application to your Facebook® account**

To add LiveFromYou to your Facebook account:

1. Login to your Facebook account


Point your browser to <http://apps.facebook.com/livefromyou>, or

Search for LiveFromYou and go to add application page

Select LiveFromYou from list of search returns

Click "Go to Application"


### Live From You ← Browse More Applications



LiveFromYou connects your phone to your social life.

Facebook is providing links to these applications as a courtesy, and makes no representations regarding the applications or any information related to them. Any questions regarding an application should be directed to the developer.

**Friends Who Have Added this Application**  
1 friend has added this application [See All](#)



Thomas Yeh

**Discussion Board**  
There are no discussions.  
[Start the first topic.](#)

**Reviews**  
Displaying reviews [Write Review](#) | [See All](#)

**The Wall**  
No wall posts [See All](#)

Write something... [Post](#)

**You are already using Live From You.**

- Go to this Application
- Remove this Application

**Become a Fan**  
[Block Application](#)  
[Share](#) +

**About this Application**

Users:  
167 monthly active users,  
1 friend


Categories:  
**Alerts, Events**

This application was **not** developed by Facebook.

**About GoTV Networks**

GoTV produces content and develops technology for mobile and broadband platforms. GoTV's extensive carrier and online distribution, mobile technology experts and team of Emmy award-winning producers deliver a wide array of original and 3rd party branded programming that connects consumers to what interests them the most across mobile and broadband platforms.


**Fans**  
5 of 6 fans [See All](#)



Tom Ellsworth Sean Ryan Yasmine Richard

Advertise

**Solar Power**

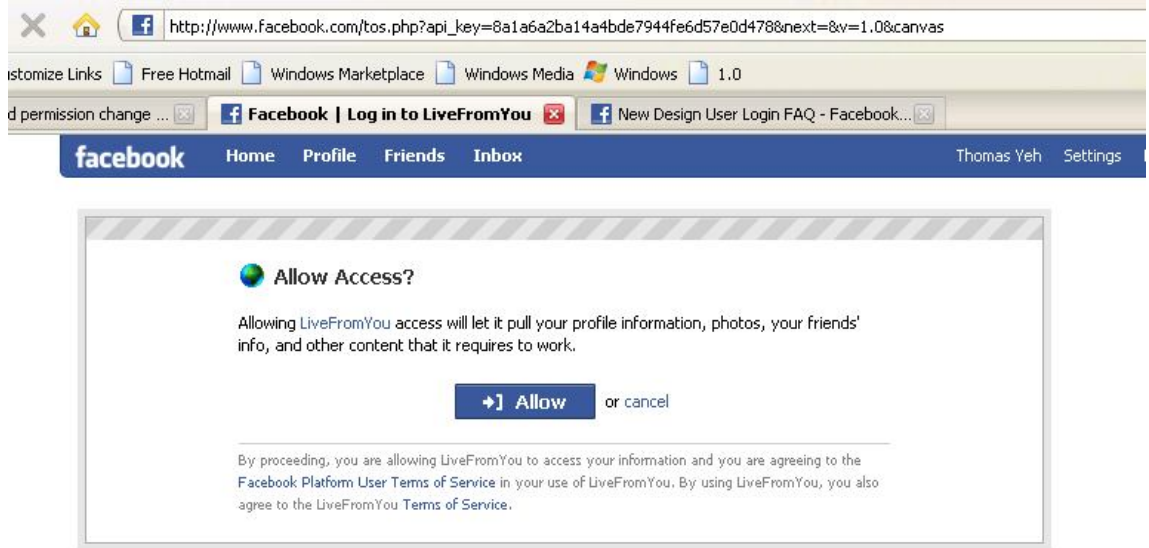


Want to lower your utility bill? Get quotes from our pre-screened solar energy installers.

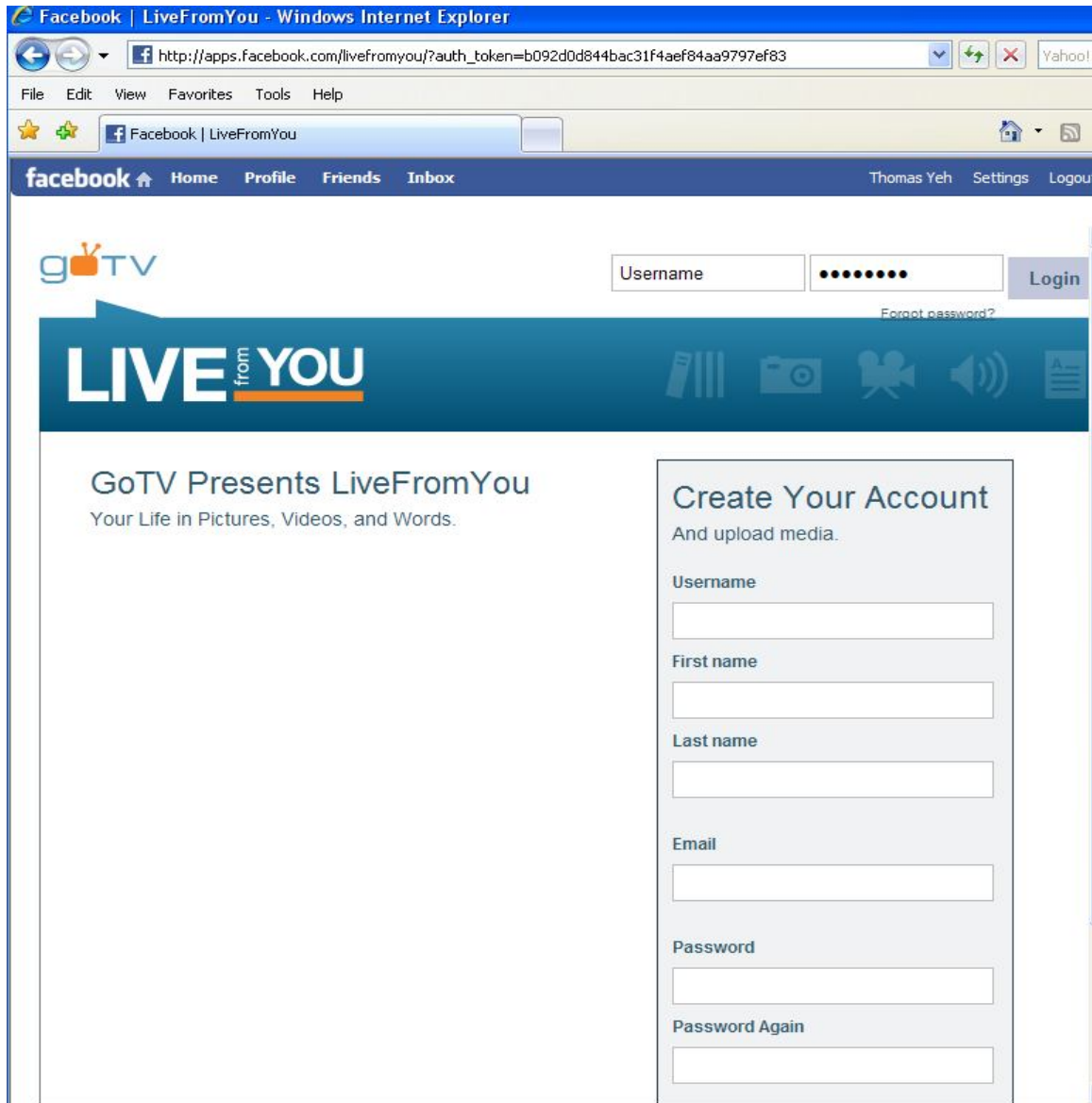


**To shed light on a gambling problem, call the National Problem Gambling Hotline at 1-800-522-4700 (confidential-nationwide 24/7) or visit our site**

2. On the next screen select "Allow" to grant LiveFromYou access to your account. (This is required and allows LiveFromYou to be added to your account.) Clicking "Cancel" will terminate installation.



3. The next page is where you will Login to, or Create a new LiveFromYou account.



If you have already created an account at [www.LiveFromYou.com](http://www.LiveFromYou.com) or on your mobile phone, you may enter your Username and Password in their respective text entry fields at the top of the page to login to your account. This login establishes a connection between your LiveFromYou and Facebook accounts.

**IMPORTANT NOTE:** This login can and should be used with all of your other LiveFromYou applications like MySpace, iPhone, on [www.livefromyou.com](http://www.livefromyou.com) and others.

If you don't have a LiveFromYou account, you will create one on this page. Username, First name, Last name, Email address, Password and Password confirmation are all required fields in account setup.

IMPORTANT: Leave the box labeled "Share Facebook Media" checked so that your pictures and albums from your Facebook account will be shared with your LiveFromYou account. Your friends will still be able to see them in the usual place on Facebook under "Photos" but their presentation will be enhanced in your new LiveFromYou account. You can always disable this sharing later if you want in the "Account" section of your LiveFromYou application. (See section III #2 for more details.)

4. To allow easier access in the future to your LiveFromYou application on Facebook, select "Bookmark" at the bottom of the page.



5. Give your friends easier access to view all of your media in LiveFromYou by assigning an application tab to it. Now LiveFromYou will be listed right alongside your regular Facebook "Photos".

To do this, simply click on the "+" at the end of the row of tabs at the top of your profile page. Next select LiveFromYou.

